

RALLI INTERNATIONAL KINDERGARTEN

GLIMPSE OF THE ACTIVITIES CONDUCTED IN THE MONTH OF OCTOBER

Straw Beading Activity- *Nursery students took active part in this activity and it turned out to be the favorite activity amongst children. They started threading; straw by straw, bead by bead, and made sure that each straw & bead reached the end of the string. This activity helped in developing fine motor skills, visual perception, visual-motor and cognitive skills.*




Tie'em Up Activity - *This interesting activity was conducted for the students of class Nursery in which they used rubber bands to stretch them and open them up, putting them around their water bottles. It was a great mini workout for their fingers and muscles.*



Count & Paste Activity – This activity was done as a part of the student's mathematical concept development. Children showed endurance while pasting small squares of different colors according to the numbers. At the end of the activity, they learned to count objects and identify colors as well.




Leaf Art & Craft Activity -To introduce kids to the beautiful gift of nature this activity was conducted. Children learned about different shapes, sizes, colors, and patterns of leaves. They made beautiful butterflies and rabbits with the leaves.



Learning Shapes -Learning about and recognizing basic shapes is so much more fun and motivating when it is hands-on. Keeping this in mind various activities related to shapes were conducted. Children made fish, trains, robots, etc. These activities enabled the children to identify different shapes around them and see the connections between the objects.



Transportation Activity-Nursery kids were introduced to the different modes of transportation through various activities like origami boats and drawing of land transport. They also learned about the uniqueness and similarity of the different vehicles .



Drawing through Alphabets- *Drawing through the Alphabet is a fun way for children to work on forming capital letters. Nursery students drew pictures of different animals using different alphabets. This activity helped the children in learning letters, increased their confidence, concentration and developed their fine motor skills.*



Monster Book Mark Activity- *Children of Nursery class made monster bookmarks as part of their visual and fine motor development skills. They made colourful, attractive bookmarks and were excited to use them for their book.*



Charkha Making Activity- *On the occasion of the birth anniversary of Mahatma Gandhi, Prep students made Charkha with the help of matchsticks. The little ones enjoyed creating Charkha & the teachers explained to them how clothes can be made from this simple device and also the importance of Charkha in Gandhi Ji's life.*




Best Out of Waste - *The students of class Prep made a beautiful Piggy Bank with a used bottle. Through this activity, students displayed their creativity and developed a sense of love for the environment. Teachers appreciated the imagination of kids and motivated them to reduce the waste to save our planet Earth. It was a good learning experience for all, it also promoted the creativity and artistic excellence in our leaders of tomorrow.*



Durga Mask Making Activity - When a mask is completed and worn for the first time, a new character is born. Mask Making Activity was conducted for the students of Pre-Primary and children made beautiful Durga masks using different materials like A4 size sheets, ribbons & decorative materials. A very creative presentation was showcased by the talented artists during this joyful activity.



Head Gear Making Activity-When children use the muscle of their hands for making something with craft material, they develop their Fine Motor Skills. Keeping this in mind a craft activity was planned for the children in the class in which they made headgear with the help of paper. The kids had a lot of fun in making headgear. They also shared their photos wearing headgear.



Thread Painting Activity - With Thread Painting, kids learned how the small and beautiful things around us are used in different ways to create beautiful art and craft. Children started with a pulled pattern in one color, letting it dry completely, and then going back in with another color and repeating the process until they created a beautiful flower. They enjoyed the activity.

